

ONLINE STUDIO

AGE 5-11

**Outdoor Family Sunday:
Light and Air
with artists**

**SORREL MUGGRIDGE
CAITLIN HOWELLS**

Never Ending Sparklers

by Sorrel Muggridge and Caitlin Howells



You'll need:

- A stick (or something long to make a handle)
- Ribbon (or strips of paper, string or fabric 'streamers')
- A screw in eyelet (or you can use tape instead)
- Wool (or string or thread)
- A short pipe cleaner (or cocktail stick or needle) - adult supervision required!
- Leaves (if it's hard to find any, you could cut leaf shapes out of paper)

What to do:



1. Twist your eyelet - if you have one - into the top end of your stick.



2. Fold the ribbon in half - post the loop through the eyelet. Once it is through, put your thumb and forefinger together like a beak, through the loop to grab the long ends of the ribbon and pull it through.

No eyelet? No problem! Stick your ribbons or streamers on with some tape.

3. Pull the ribbon tight to attach it to the eyelet. Repeat this for all your ribbon pieces.

4. Once you have attached all your ribbon check how it moves.

If it's not quite right yet, add or remove ribbons until you are happy.



5. Tie a piece of wool to your sparkler. Use a small piece of pipe cleaner or other pointed object (careful!) to thread on some colourful leaves.

Remove your pointed object when you have finished.

Now your sparkler is ready to play with. Unlike a real sparkler, it will last forever. You can put it safely in your pocket and it will never burn your fingers...



The Sculpture Park is a great outdoor place to come with your sparkler.





Draw in the sky

Start with small circles by moving just your hand, then make them bigger and bigger by using your whole arm, perhaps you could even jump to make them bigger.

Colour Match

Look for things outside that match the colour of your ribbons. These could be leaves, fungi or moss.




Get in Line

Ask someone to video record your moves. Can you synchronise with your family members? Or write your names in the air?

Find Shapes

Use your sparkler to draw around interesting shapes like our big red sculpture that we like to call 'Tatlin's Tower'. You could also look for buildings, tall trees or clouds in the sky.



Share your thoughts and
artworks with us using
#SCOnline